


## AAAAAA I ØVÁF€YÁPã\* @ÁŠ ˇ { ^ } •Á150lm/w LED Tube

œPSÛUÁ@ã\* @Á ˇ æ|æc~ÁŠÖÖãc~ à^ÁÖVŠÁ&^!cã, ^ãÁV ÌÁÛ^!ã^•

This tube is ETL certified tube. They are ideal replacements for standard high wattage and inefficient fluorescent tubes. It use the highest quality components available to deliver a long-lasting and environmentally friendly LED light source.

### Features, Benefits, Performance

- High brightness , use EPISTAR 2835 LED chip
- High CRI>80RA
- 50% reduction in energy consumption
- 50,000hrs lifespan, 5 years warranty
- Vibration and impact resistant
- No mercury allowing for non-hazardous waste materials
- Instant illumination, no flicker, no buzz
- No UV emission

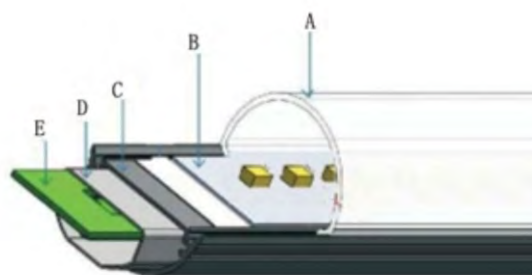


### Parameters

Model	Watts	Length	Lumen	Voltage	CCT	CRI	PF	Certificate
œPSVÌØF€ØIØVP	F€W	4FT 1200mm	Fí€€Fí00lm	100~277VAC	3000~6500K	>80	0.95	ETL cETL

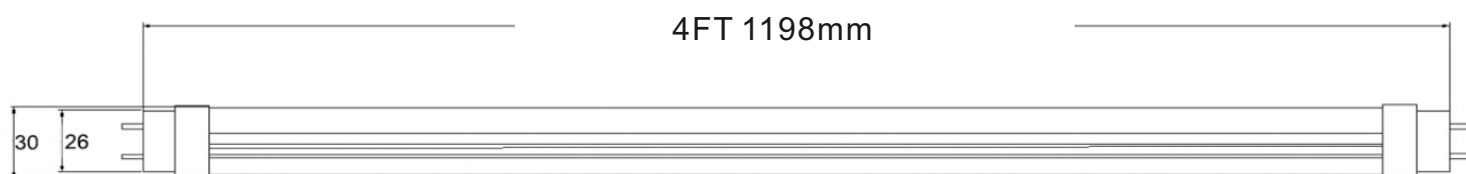
## Structure and Dimensions

### 1. Internal Structure:

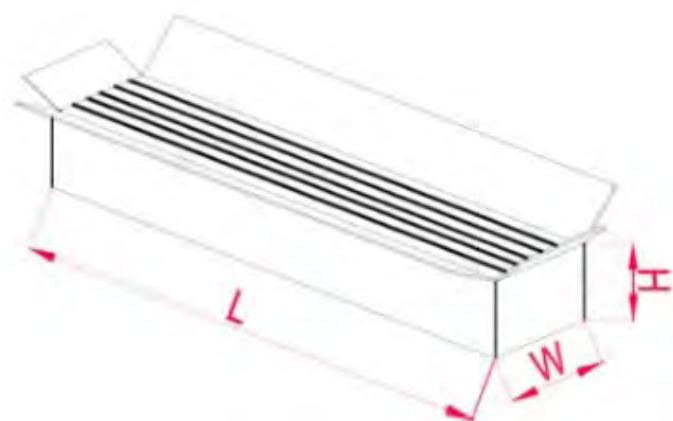


- A. PC cover
- B. LED PCB
- C. D sharp aluminum housing
- D. LED driver PC cover
- E. Built-in led driver

### 2. Dimensions



### Packing



Model	Q'ty/CTN	Dimensions (cm)	Gross Weight (KG)
CEPSV10FE10VP	30pcs	130*25*25	11